

stryker

S3[®] MedSurg Bed

Safe. Simple. Secure.



Connected and **confident care**

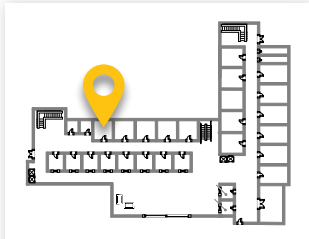
iBed Wireless

iBed Wireless, available on Stryker's S3 MedSurg Bed and InTouch Critical Care Bed, is compatible with many information management systems, allowing your facility to build a custom end solution. This gives caregivers the ability to help provide advanced fall prevention*, asset management and documentation from the bedside.²



Advanced fall prevention^{2*}

Caregivers can take a more proactive approach to help prevent patient falls with an enhanced ability to monitor risk and the tools necessary to respond in a timely manner.



Asset management²

Improve efficiencies using iBed Wireless for real-time bed location.



Documentation²

Streamline documentation from the bedside into your Electronic Health Records (EHR).




Lower cost of ownership

Protect your investment as medical device connectivity evolves. Compatible with many information management systems, allowing your facility to build a custom end solution.²



Flexible connectivity

Compatible with many third party systems, iBed Wireless currently works with leading suppliers of EHR, Nurse Call, Middleware, Alert Management and handheld devices.



Fall prevention program

Our prevention programs are designed to educate and involve stakeholders across the full spectrum of patient care, taking into account an institution's specific initiatives while benchmarking against industry-proven best practices. The program also provides a means for caregivers to be completely committed to and focused on prevention of never events rather than treatment of them.

With the right technology and process in place, potential adverse events may be predicted and prevented. Controlling the risk of these events is a primary factor in the quality and cost of today's healthcare.




Combining technology such as our Chaperone Bed Exit System with our prevention programs provides a greater capacity to help reduce adverse events and improve the patient experience.

Signature Series

The S3 Signature Series Bed can be ordered with wood laminate inserts and customized insignia, logo or award images to support the identity of your healthcare organization. The design, with soft, friendly edges, offers an aesthetic that enhances the image of any hospital. Visit www.stryker.com/S3 to customize your S3 Signature Series bed today.



Improve efficiency



Open architecture

Our open architecture platform gives you clinical and financial flexibility to choose any support surface for the bed. It also accommodates nearly all existing traction systems on the market, eliminating the expense of additional brackets or frames.



Easy access controls

Basic controls are located on the siderails, with advanced caregiver controls on the footboard away from patients' reach and bedside clutter. The controls are one touch, easy to use and include bed motion, in-bed scale system, bed alarm and a 30-degree head of bed lockout.



Brake system

The larger, easier to activate, centrally located brake is easy to access regardless of bed height or siderail position.

Protecting caregivers

Our commitment to prevention includes both patients and caregivers. Our exclusive BackSmart design makes tasks safe and easy. Controls are more accessible. Bending and pulling motions are minimized. Exclusive two position siderails and StayPut technology may help to reduce the risk of stress injuries to the caregiver. The S3 is the standard of care.



Siderails

The S3 siderails provide an intermediate support position to assist and encourage the patient during bed entry and exit. This may help reduce the risk of caregiver and patient injury.

StayPut Bed Frame Technology

The movement of our exclusive StayPut frame maintains the relative location of the patient when the head of the bed is raised. This helps reduce the need for patient repositioning once the bed adjustment is made. Patients also remain in close proximity to bedside belongings as the bed is articulated helping to reduce the risk of patient falls.



Frame moves back up to 14 inches helping the patient to StayPut.

The leading competitive frame produced **103% more** subject displacement than Stryker's S3 MedSurg Bed using StayPut Technology.¹

Protecting **patients**

Chaperone Bed Exit System

Our Chaperone Bed Exit System with Zone Control senses the patient's center of gravity with an accurate three-zone system and activates an alert locally and remotely when a patient attempts to move out of the preset zone. Chaperone helps to prevent falls and reduce false alarms.² We also provide a comprehensive fall prevention educational program as part of the Chaperone Bed Exit System. The result is enhanced outcomes and lower costs.

2. When used in conjunction with nursing best practices and/or a fall prevention program.



Zone one The largest zone; for patients who are expected to have significant movement without leaving the bed.



Zone two The middle zone; for patients who should not significantly change their position but will move arms and legs.



Zone three The smallest zone; for patients for whom very small movements warrant your immediate attention.



iBed Awareness

iBed Awareness allows you to easily set custom safety configurations at the bedside. Caregivers can actively monitor the parameters of the bed, including changes to siderail positions, bed angle, brake settings, Chaperone Bed Exit System settings and bed height. If any parameter is compromised, iBed alerts you not only that a condition has changed but specifically which parameter needs your attention on a digital readout at the bedside. Part of the Stryker Connected Hospital, the iBed system delivers an alert locally and can be configured to send the information either by wired or wireless connection options to a hospital information or nurse call system.²



Know exactly which parameters have been compromised at the bedside.

30-degree head of bed

Siderails

Chaperone Bed Exit System

Brakes

Low bed height



Preventing **adverse events**

The acceptable number of adverse events in your facility is zero. With the right technology and processes in place, potential adverse events may be prevented.

The S3 bed delivers intuitive, advanced technology and backs it with programs and processes that help enable you to minimize the risk of never events while providing a higher quality of care safely, conveniently and consistently.

NS Nurse Safety

PS Patient Safety

EU Ease of Use

Siderails **NS** **PS** **EU**

Siderails are BackSmart requiring only one-hand operation. An intermediate support position assists the patient during bed entry and exit may help reduce injuries for both patient and caregiver.

iBed Connectivity **PS** **EU**

iBed Wireless and Serial Port enable connectivity to third party systems like Nurse Call and EMRs to integrate and leverage iBed information including monitoring, alerting and documentation.



StayPut Bed Frame **NS** **PS**

Exclusive StayPut Frame Technology keeps the patient's relative location essentially unchanged when the head of the bed is raised. This helps reduce the need for patient repositioning, while keeping the patient close to bedside belongings.

Central brake **NS** **EU**

The large, centrally located brake pedal is easy to access regardless of bed height or siderail position.

iBed Awareness **PS** **EU**

When armed, iBed Awareness monitors local bed status information, alerting caregivers visually, audibly or remotely if preset parameters are compromised.

3-sided controls / 1-touch scale **NS** **EU**

Basic controls are located on the siderails, with advanced caregiver controls on the footboard, away from patients' reach and bedside clutter. One-touch scale allows accurate,³ repeatable readings with the patient or bed in any position.

3. Scale accuracy can be found in Operations Manual.

Chaperone Bed Exit System **PS** **EU**

A center of gravity based system constantly tracks the patient's position and alerts caregivers (locally or remotely) if the patient is at risk of falling.



Pump holder and 110V outlet **NS** **PS** **EU**

Convenient, integrated pump holder and 110-volt auxiliary outlet improve cord management and help reduce trip hazards around the bedside.

Customer Support Services

Technical Support

Our Technical Support comprises a team of professionals available to help with your S3 needs. Contact via phone at 1 800 STRYKER or email at medicaltechnicalsupport@stryker.com.

Stryker's ProCare Services

Every day, you count on your medical equipment to perform at its best. With ProCare Services, our people help to ensure your equipment is ready to perform when it's needed and make it easier to get the most from your investment. When an issue arises, we promise that we'll solve it — performing repairs quickly and correctly.

ProCare isn't just a service program. It's a partnership you can count on to give you one less thing to worry about, and one more reason to feel confident you're doing all you can for your clinicians, staff and patients.

All ProCare agreements provide:

- Stryker-authorized service representative
- Stryker-direct factory parts
- Two-hour callback response time
- Fixed service costs up front
- Increased uptime
- 24-72 hour equipment turnaround time*

*Based on the provisions of the Service Agreement and the location of the product.

Flex Financial Program

Our financial programs provide a range of smart alternatives designed to fit your organization's needs. We offer flexibility beyond a cash purchase with payment structures that can be customized to meet budgetary needs and help to build long-term financial stability. Contact your account manager for more information.

The information presented in this brochure is intended to demonstrate a Stryker product. Always refer to the package insert, product label and/or user instructions before using any Stryker product. Products may not be available in all markets. Product availability is subject to the regulatory or medical practices that govern individual markets. Please contact your Stryker Account Manager if you have questions about the availability of Stryker products in your area.

3800 E. Centre Avenue
Portage, MI 49002 USA
t: 269 329 2100
toll free: 800 327 0770

www.patientcare.stryker.com

1. Stryker S3 Nursing Safety Study, Mkt Lit-487 111910 Rev A
2. The features listed are only available when iBed Wireless is integrated with third party systems that bring data to EHRs, Handheld devices, Alert Management Systems, Nurse Call, or Asset Management Systems. The iBed Wireless System requires iBed Radios, iBed Locators, and a Stryker Server application.

*When combining the proper processes and technologies to help reduce risk of bed related falls.

Stryker Corporation or its divisions or other corporate affiliated entities own, use or have applied for the following trademarks or service marks: **BackSmart, Chaperone, Connected Hospital, Flex Financial, iBed, InTouch, ProCare, S3, StayPut, Stryker, Zone Control**. All other trademarks are trademarks of their respective owners or holder.